

Everest Group PEAK Matrix™ for Healthcare Payer Digital Service Providers 2019

Focus on NTT DATA
December 2018



Introduction and scope

Everest Group recently released its report titled “[Healthcare Payer Digital Services PEAK Matrix™ Assessment and Service Provider Landscape – 2019](#).” This report analyzes the changing dynamics of the healthcare payer digital services landscape and assesses service providers across several key dimensions.

As a part of this report, Everest Group updated its classification of 20 service providers on the Everest Group PEAK Matrix™ for healthcare payer digital services into Leaders, Major Contenders, and Aspirants. The PEAK Matrix is a framework that provides an objective, data-driven, and comparative assessment of healthcare payer digital service providers based on their absolute market success and delivery capability. Everest Group also identified 3 service providers as the “2018 Healthcare Payer Digital Services Market Star Performers” based on the strongest forward movement demonstrated on the PEAK Matrix year-on-year.

Based on the analysis, **NTT DATA emerged as a Leader and a Star Performer**. This document focuses on **NTT DATA’s** healthcare payer digital services experience and capabilities and includes:

- NTT DATA’s position on the healthcare payer digital services PEAK Matrix
- NTT DATA’s year-on-year movement on the healthcare payer digital services PEAK Matrix
- Detailed healthcare payer digital services profile of NTT DATA

Buyers can use the PEAK Matrix to identify and evaluate different service providers. It helps them understand the service providers’ relative strengths and gaps. However, it is also important to note that while the PEAK Matrix is a useful starting point, the results from the assessment may not be directly prescriptive for each buyer. Buyers will have to consider their unique situation and requirements, and match them against service provider capability for an ideal fit.

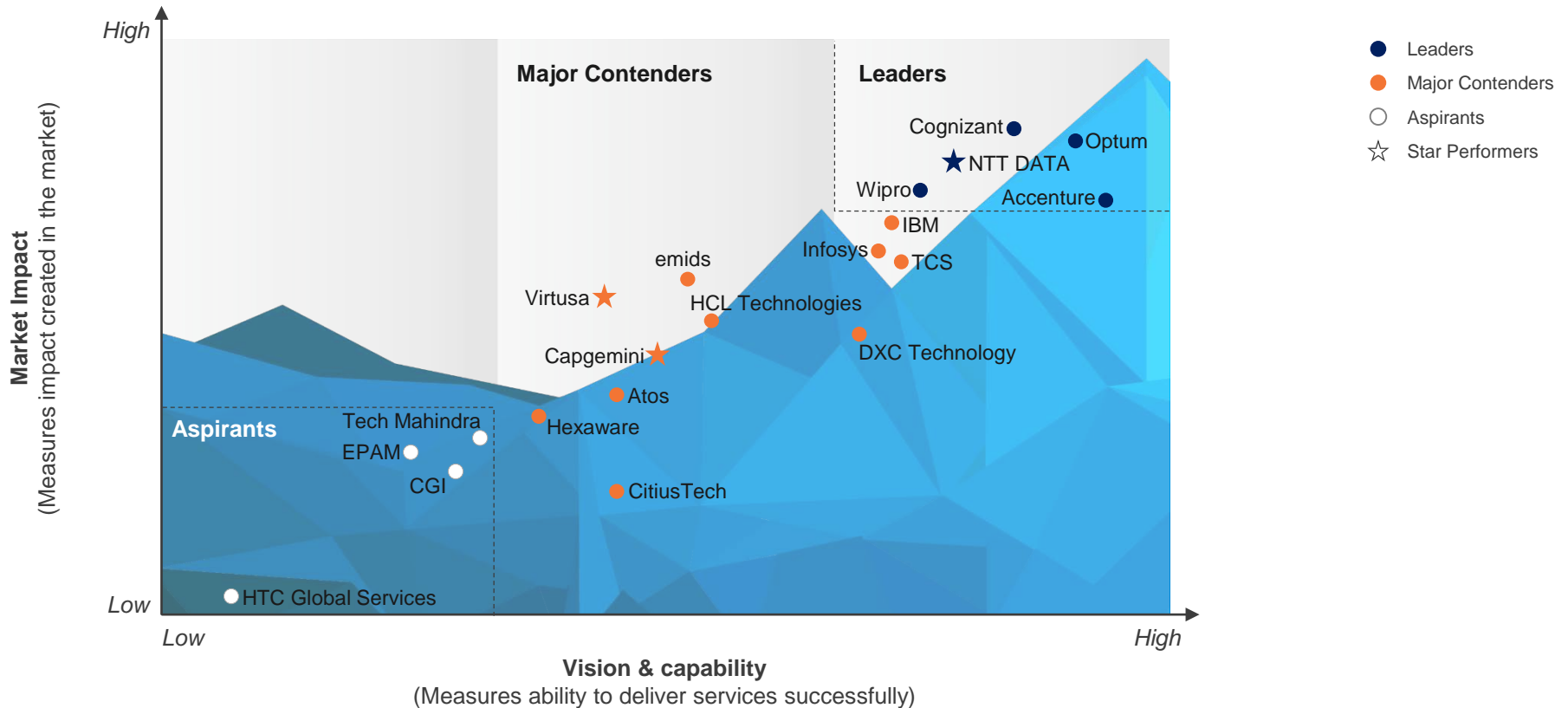
Source: Everest Group (2018) unless cited otherwise

Everest Group PEAK Matrix™

Healthcare Payer Digital Services PEAK Matrix™ Assessment 2019 |

NTT DATA positioned as Leader and Star Performer

Everest Group Healthcare Payer Digital Services PEAK Matrix™ Assessment 2019^{1,2,3}



1 PEAK Matrix specific to digital services for healthcare payers
 2 Following the acquisition of Syntel by Atos, in this study, we have considered data for both entities, i.e., Atos and Syntel, and called the combined entity as Atos
 3 Assessment for Accenture, CGI, Citiustech, EPAM, IBM, HTC Global Services, and Tech Mahindra excludes service provider inputs and is based on Everest Group's proprietary Transaction Intelligence (TI) database, service provider public disclosures, and Everest Group's interactions with insurance buyers

NTT DATA | Payer digital services profile (page 1 of 2)

Overview

Strengths

- Building capabilities in the digital domain, with a primary focus on mobility, security, data analytics, and cloud
- Implementing an as-a-service, consumption-based engagement model with its clients

Areas of improvement

- Expand in healthcare payer markets outside North America
- Scale up digital posture by embedding next-generation technologies and services across its legacy relationships

Healthcare payer digital services revenue



Scope of digital services for payers

Cloud, mobility, big data and analytics, AI/ML/cognitive, blockchain, IoT, automation, cybersecurity, UX, and VR/AR

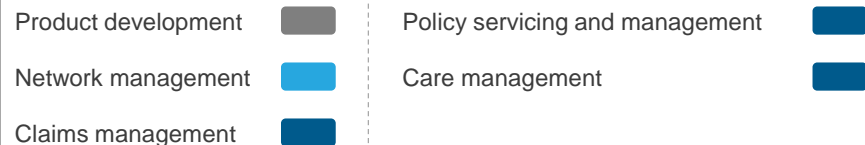
Payer IT services focus by subvertical

High (>30%) Medium (20-30%) Low (<20%)



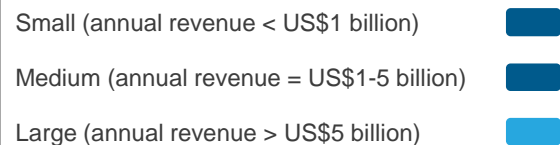
Adoption by LOBs

High (>25%) Medium (15-25%) Low (<15%)



Adoption by buyer groups

High (>30%) Medium (20-30%) Low (<20%)



Healthcare payer IT services delivery map

>1,000 FTEs 500-1,000 FTEs 100-500 FTEs <100 FTEs



NTT DATA | Payer digital services profile (page 2 of 2)

Offerings and recent developments

Vision for payer digital services: To help payers enable digital transformation and to offer digital solutions to accelerate value-based care, reduce the cost of healthcare, and improve member experience.

Proprietary solutions (representative list)

Solution name	Details
Enrollment and Billing Solution	Cloud-enabled and open architecture-based integrated solution that enables secure and real-time transactions between health plan providers and federal/state systems. The solution is offered for private health exchanges
Digital Engagement Services	Leverages social intelligence to optimize engagement and develops digital engagement strategies for mobile, social, and online channels
NTT DATA Optimum	The solution integrates Revenue Cycle Management (RCM) with clinical applications to communicate patient information and financials seamlessly and securely throughout the healthcare facility
NTT DATA Business Insights Engine	Cloud-based as-a-service data platform that supports multiple data formats with all data ingested in “as is” models. The platform facilitates data governance, takes an API-first approach, and delivers client outcomes that include ~15% reduction in total cost of ownership, an 80% increase in the speed of the predictive model development, and a 20% increase in delivery velocity
NTT DATA’s Connected Wellness Health	Leverages technologies such as connected healthcare wearables, robotics, and AI that support extended research and improve patient outcomes
Automation Development Life Cycle (ADLC)	A methodology that delivers a consistent, repeatable approach for rapid identification of high-value opportunities for automation, their delivery, and optimization over time

Recent activities (representative list)

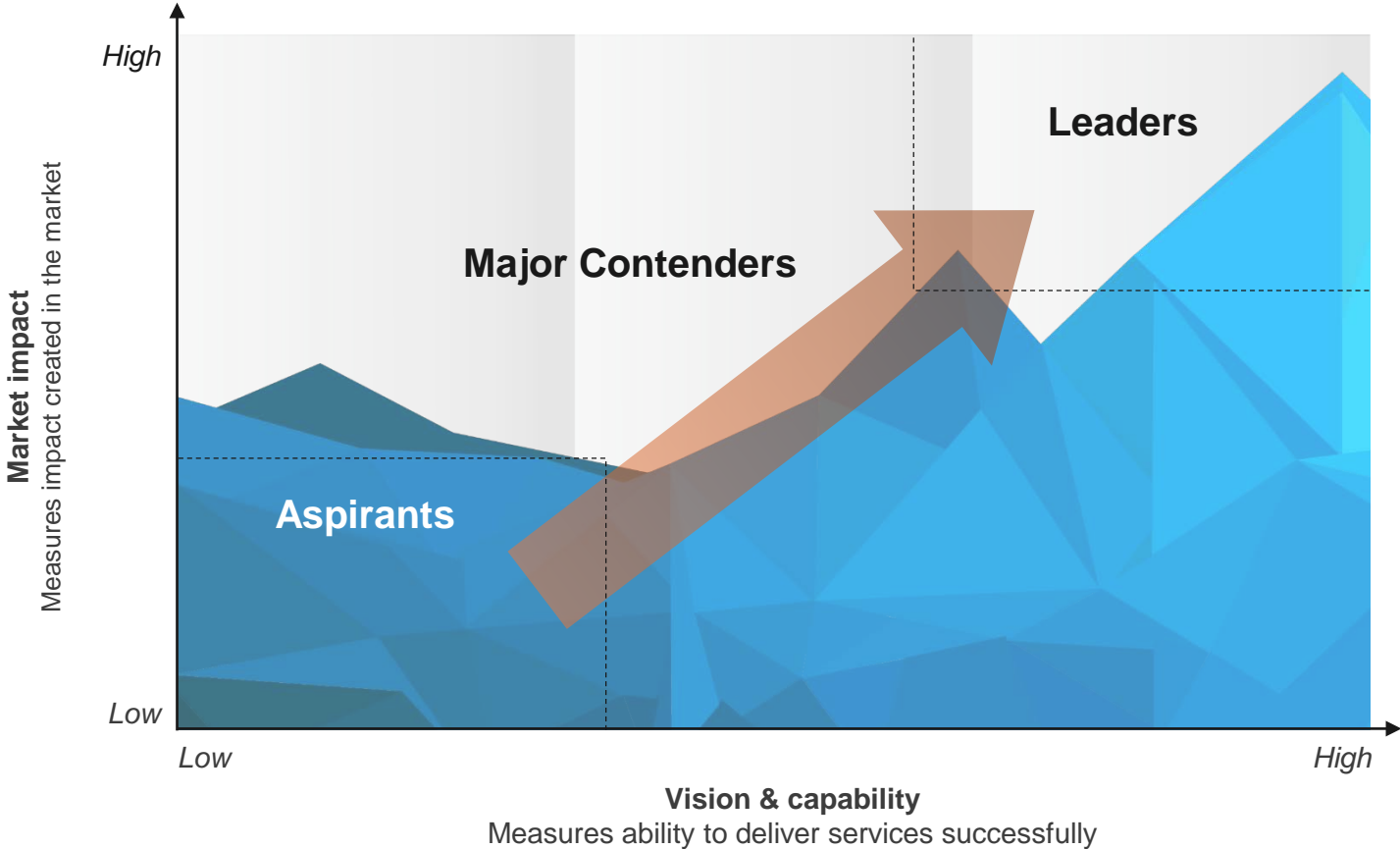
Development	Details
Capability enhancement	Launched Unified Clinical Archive (UCA) version 9.5, the cloud-enabling Vendor Neutral Archive (VNA), which features user-driven enhancements that improve data management, interoperability, and reporting. The UCA service portfolio of enterprise imaging and analytics tools is designed to improve patient care and provide imaging operations efficiencies
Partnerships	<ul style="list-style-type: none"> • Strategic partnerships with Intel, Microsoft, BMC, Oracle, RedHat, SAP, CommVault, VMWareEMC, NetApp, Amazon, Azure ScaleMatrix, CenturyLink, Joyent, and R Systems to develop and exchange technology, achieve compatibility through open standards, and jointly deliver quality products • Partnered with CitiusTech, ZeOmega, VitreosHealth, Tableau, SCIO Health, Mediquire, and Zebra Med to leverage population data & management analytics and performance management & operational analytics • Consumer engagement & interaction and care coordination partnerships with Enli, ZeOmega, and Health Dialog • Partnerships to leverage consumerism solutions – CodeBaby, Healthcare Blue Book, Google (maps and web analytics), App Dynamics (application monitoring), Alfresco, Umbraco (web content management), and Microsoft (application platform and database)

Appendix

Everest Group PEAK Matrix™ is a proprietary framework for assessment of market impact and vision & capability



Everest Group PEAK Matrix

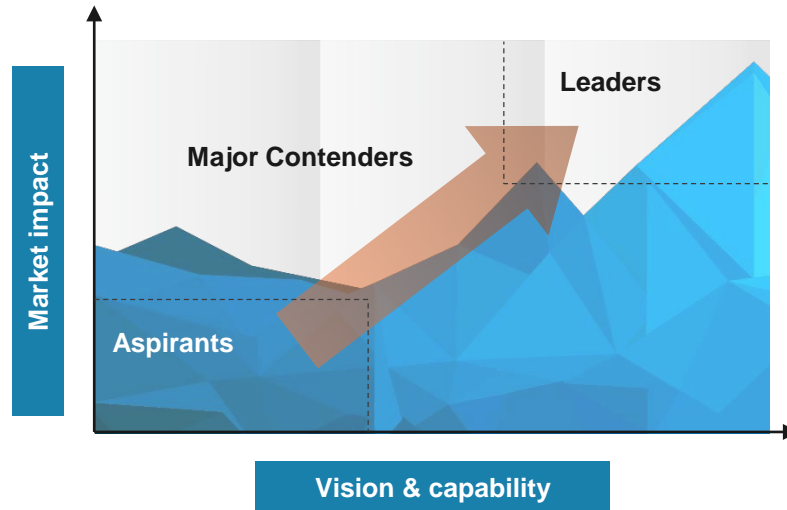


Measures impact created in the market – captured through three subdimensions

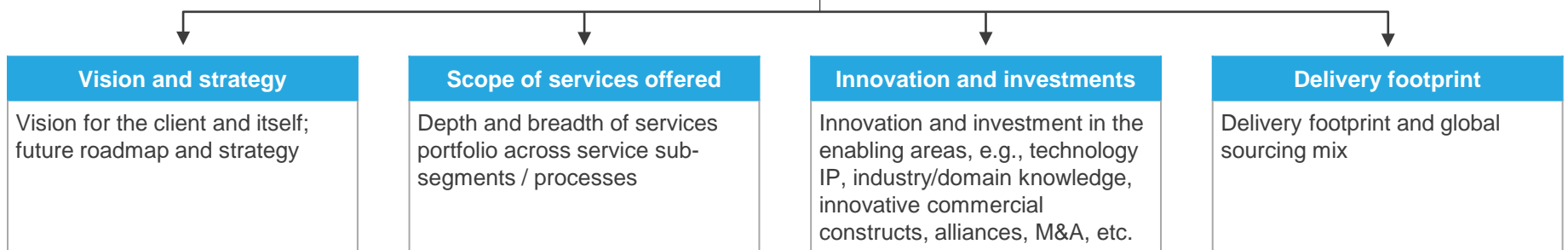
Market adoption
No. of clients, revenue base, and YOY growth, deal value/volume

Portfolio mix
Diversity of client/revenue base across geos and type of engagements

Value delivered
Value delivered to the client based on customer feedback and transformational impact



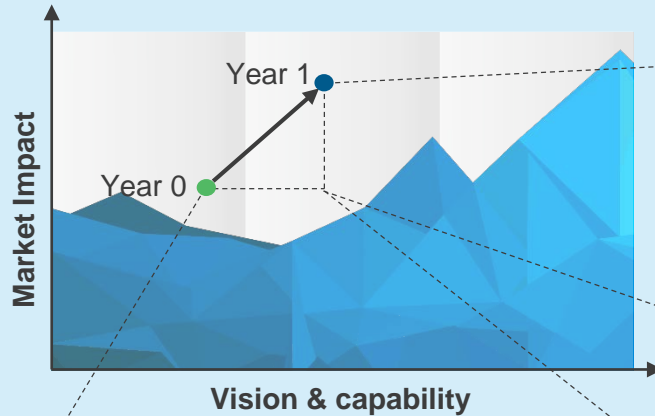
Vision & capability
Measures ability to deliver services successfully. This is captured through four subdimensions



Everest Group confers the Star Performers title on providers that demonstrate the most improvement over time on the PEAK Matrix™

Methodology

Everest Group selects Star Performers based on the relative YOY improvement on the PEAK Matrix



In order to assess advances on **market impact**, we evaluate each service provider's performance across a number of parameters including:

- Yearly ACV/YOY revenue growth
- # of new contract signings and extensions
- Value of new contract signings
- Improvement in portfolio mix
- Improvement in value delivered

In order to assess advances on **vision and capability**, we evaluate each service provider's performance across a number of parameters including:

- Innovation
- Increase in scope of services offered
- Expansion of delivery footprint
- Technology/domain specific investments

We identify the service providers whose improvement ranks in the top quartile and award the Star Performer rating to those service providers with:

- The maximum number of top-quartile performance improvements across all of the above parameters AND
- At least one area of top-quartile improvement performance in both market success and capability advancement

Star Performers are identified by performance improvement on the X and Y axes for each segment

The Star Performers title relates to YOY performance for a given service provider and does not reflect the overall market leadership position, which is identified as Leader, Major Contender, or Aspirant.

Does the PEAK Matrix™ assessment incorporate any subjective criteria?

Everest Group's PEAK Matrix assessment adopts an unbiased and fact-based approach (leveraging service provider / technology vendor RFIs and Everest Group's proprietary databases containing providers' deals and operational capability information). In addition, these results are validated / fine-tuned based on our market experience, buyer interaction, and provider/vendor briefings

Is being a “Major Contender” or “Aspirant” on the PEAK Matrix, an unfavorable outcome?

No. The PEAK Matrix highlights and positions only the best-in-class service providers / technology vendors in a particular space. There are a number of providers from the broader universe that are assessed and do not make it to the PEAK Matrix at all. Therefore, being represented on the PEAK Matrix is itself a favorable recognition

What other aspects of PEAK Matrix assessment are relevant to buyers and providers besides the “PEAK Matrix position”?

A PEAK Matrix position is only one aspect of Everest Group's overall assessment. In addition to assigning a “Leader”, “Major Contender,” or “Aspirant” title, Everest Group highlights the distinctive capabilities and unique attributes of all the PEAK Matrix providers assessed in its report. The detailed metric-level assessment and associated commentary is helpful for buyers in selecting particular providers/vendors for their specific requirements. It also helps providers/vendors showcase their strengths in specific areas

What are the incentives for buyers and providers to participate/provide input to PEAK Matrix research?

- Participation incentives for buyers include a summary of key findings from the PEAK Matrix assessment
- Participation incentives for providers/vendors include adequate representation and recognition of their capabilities/success in the market place, and a copy of their own “profile” that is published by Everest Group as part of the “compendium of PEAK Matrix providers” profiles

What is the process for a service provider / technology vendor to leverage their PEAK Matrix positioning and/or “Star Performer” status ?

- Providers/vendors can use their PEAK Matrix positioning or “Star Performer” rating in multiple ways including:
 - Issue a press release declaring their positioning. See [citation policies](#)
 - Customized PEAK Matrix profile for circulation (with clients, prospects, etc.)
 - Quotes from Everest Group analysts could be disseminated to the media
 - Leverage PEAK Matrix branding across communications (e-mail signatures, marketing brochures, credential packs, client presentations, etc.)
- The provider must obtain the requisite licensing and distribution rights for the above activities through an agreement with the designated POC at Everest Group.

Does the PEAK Matrix evaluation criteria change over a period of time?

PEAK Matrix assessments are designed to serve present and future needs of the enterprises. Given the dynamic nature of the global services market and rampant disruption, the assessment criteria are realigned as and when needed to reflect the current market reality as well as serve the future expectations of enterprises



About Everest Group

Everest Group is a consulting and research firm focused on strategic IT, business services, and sourcing. We are trusted advisors to senior executives of leading enterprises, providers, and investors. Our firm helps clients improve operational and financial performance through a hands-on process that supports them in making well-informed decisions that deliver high-impact results and achieve sustained value. Our insight and guidance empower clients to improve organizational efficiency, effectiveness, agility, and responsiveness. What sets Everest Group apart is the integration of deep sourcing knowledge, problem-solving skills and original research. Details and in-depth content are available at www.everestgrp.com.

Dallas (Headquarters)

info@everestgrp.com
+1-214-451-3000

Bangalore

india@everestgrp.com
+91 806-781-9999

Delhi

india@everestgrp.com
+91-124-496-1000

London

unitedkingdom@everestgrp.com
+44-207-129-1318

New York

info@everestgrp.com
+1-646-805-4000

Toronto

canada@everestgrp.com
+1-416-388-6765

Stay connected

Website



www.everestgrp.com

Social Media



@EverestGroup



@Everest Group

Blog

[Sherpas In Blue Shirts](http://www.sherpasinblueshirts.com)

www.sherpasinblueshirts.com